

MODEL 3680

KEY FEATURES

- 24 interchangeable slots for digital, analog and mixed-signal applications
- 150 Mbps up to 1Gbps data rate (muxed)
- Up to 512 sites parallel test
- Up to 2048 digital I/O pins
- 256 MW vector memory (512 MW option) (X2 mode)
- Up to 64 CH PMU for high precision measurement
- Per-pin timing measurement unit/PPMU/frequency measurement
- Scan features to 8G depth/scan chain (16G option)
- Edge placement accuracy (EPA) : $\pm 150\text{ps}$
- Up to 128 CH High density DPS32
- High density HDADDA2 mixed-signal option
- Efficient high power HCDPS analog option
- High performance HDAVO option
- High density HDVI analog option*
- High parallel HDRF option*
- Direct probing system*
- Multi-time domain function*
- Microsoft Windows® 10 OS
- C#.NET and GUI programming interface
- CRISPro, full suite of intuitive software tools
- Test program and pattern converters for other platforms
- Accept DIB and probe card of other testers directly
- Support STDF data output and customized data format
- Air-cooled, small footprint tester-in-a-test-head design

* Call for availability

ADVANCED SOC/ANALOG TEST SYSTEM MODEL 3680

Semiconductor manufacturing is a fast-moving industry, with more and more devices highly integrated with various functions. Capital equipment must be built to outlive several device generations and applications.


Chroma's latest SoC/Analog Test System 3680 provides flexible configurations and wide coverages to compatibly test different types of devices. The system is flexible to deploy the conflagration up to 2048 pins within 24 universal slots with the digital performance up to 1Gbps, the largest default 256MW vector memory, $\pm 150\text{ps}$ EPA for superior timing accuracy in high speed application, and provides various options such as HDADDA2 for converter test, HDVI for high voltage & automotive, HDAVO for performance mix-signal with video applications of 400Msps AWG & 250Msps DIG and another high precision audio application of 24bit AWG & DIG.

The 3680 also includes mainframe cabinet containing AC, DC power distribution unit and system power supply. An optional test head manipulator is offered for docking with automated device handing equipment.

The system is specifically designed for high-throughput and high parallel testing capability to provide the best solution for fabless, IDM and testing houses. With full functions of test capability, high accuracy, powerful software, and excellent reliability, the 3680 is ideal for testing consumer devices, high-performance microcontrollers, analog devices and SoC devices.

APPLICATIONS

- Microcontroller Unit (MCU)
- Digital Audio
- Digital TV (DTV)
- Set Top Box (STB)
- Digital Signal Processing (DSP)
- Network Processor and Field Programmable Gate Array (FPGA)




Chroma

SPECIFICATIONS


Model	3680
Digital IO Channels	2048 Channels
Date Rate	150Mbps, up to 1Gbps (muxed)
Multi-site Test Capability	512 sites
Software	CRISPro
Programming Language	C#.NET
Operating System	Windows® 10
Logic Pin Card	LPC128
IO Channels	128 CH per board
Pattern Memory	256 / 512M(option) vector depth (X2 mode)
Drive VIL / VIH	-1.5V ~ +6.4V / -1.4V ~ +6.5V
Maximum Drive Current	±50mA (static)
Comparator VOL / VOH	-1.5V ~ +6.5V
Comparator Modes	Edge, Window
EPA (Drive / IO / Compare)	±150ps / ±150ps / ±150ps
Dynamic Load Current	±25mA
External High Voltage Driver	18V, 12 CH per board, maximum 192 CH per system
High Voltage Driver	13.5V, 32 CH per instrument board
Timing Edges	6
Rate / Edge resolution	50ps / 12.5ps
Utility Pin Control	8 utility bits per 64 IO, maximum 256 bits per system
SCAN	1 / 2 / 4 / 8 / 16 / 32 scan chains, maximum 8G depth (16G option)
Precision Measurement Unit	PMU
Number of Channels	1 CH per 32 IO
Voltage Range	±2.5V, ±8V, ±24V
Current Range	±800nA ~ ±250mA
Device Power Supply	DPS32
Number of Channels	32 CH per board / maximum 128 CH per system
Voltage Range	-6V~+6V, -6V~+12V
Maximum Output Current	1A / 6V, 500mA / 12V
Current Gang Channels	x2 ~ x32, Maximum 32A
System and Dimension	
Power Consumption / Cooling	Maximum 16.5KW / Forced air cooling
Test Head Dimension (L x W x H)	900 x 744 x 736 mm
Mainframe Dimension (L x W x H)	802 x 596 x 1018 mm


* Specifications are subject to change without notice. Please visit our website for the most up to date specifications.

Get more product & global distributor information in Chroma ATE APP



iOS





Android

Search Keyword

3680

HEADQUARTERS
CHROMA ATE INC.
66 Huaya 1st Road,
Guishan, Taoyuan
33383, Taiwan
T +886-3-327-9999
F +886-3-327-8898
www.chromaate.com
info@chromaate.com

U.S.A.
CHROMA ATE, INC.
(U.S.A.)
7 Chrysler, Irvine,
CA 92618
T +1-949-421-0355
F +1-949-421-0353
www.chroma.us.com
info@chroma.us.com

EUROPE
CHROMA ATE
EUROPE B.V.
Morsestraat 32,
6716 AH Ede,
The Netherlands
T +31-318-648282
F +31-318-648288
www.chroma.eu.com
salesnl@chroma.eu.com

JAPAN
CHROMA JAPAN
CORP.
888 Nippa-cho,
Kouhoku-ku,
Yokohama-shi,
Kanagawa,
223-0057 Japan
T +81-45-542-1118
F +81-45-542-1080
www.chroma.co.jp
info@chroma.co.jp

KOREA
CHROMA ATE
KOREA BRANCH
CORP.
3F Richtogether
Center, 14,
Pangyoyeok-ro 192,
Bundang-gu,
Seongnam-si,
Gyeonggi-do
13524, Korea
T +82-31-781-1025
F +82-31-8017-6614
www.chromaate.co.kr
info@chromaate.com

CHINA
CHROMA ELECTRONICS
(SHANGHAI) CO., LTD.
3F Building 40, No. 333,
Qin Jiang Rd.,
Shanghai, China
T +86-21-6495-9900
F +86-21-6495-3964
www.chroma.com.cn
info@chromaate.com

SOUTHEAST ASIA
QUANTEL PTE LTD.
(A Company of Chroma Group)
25 Kallang Avenue #05-02
Singapore 339416
T +65-6745-3200
F +65-6745-9764
www.quantel-global.com
sales@quantel-global.com

HSINCHU BRANCH
6F, No. 5, Technology
Rd., Science Park,
Hsinchu City
30078, Taiwan
T +886-3-563-5788
F +886-3-563-5758

SANTA CLARA
3350 Scott Blvd., #601
Santa Clara, CA 95054
T +1-408-969-9998
F +1-408-969-0375

CHROMA GERMANY GMBH
Südtiroler Str. 9, 86165,
Augsburg, Germany
T +49-821-790967-0
F +49-821-790967-600
www.chroma.eu.com
salesde@chroma.eu.com